

## EmPower+ Pellet Stove Guidance

With the sunset of NYSEDA's Renewable Heat NY - Residential Pellet Stove program, NYSEDA is providing access to pellet stove incentives and financing for eligible EmPower+ Tier 1 (Low-Income) and Tier 3 (Moderate-Income) households.

### Eligible Project Requirements

- The install location is used as a full-time residence (primary residence) that is currently not using natural gas.
- Incentives are to be used for the replacement of existing pellet or wood stove equipment.
- Resident must be EmPower+ income eligible.

### Incentives

Two incentive options, determined by income, are available to homeowners. Incentives are only available for primary residences. Income guidelines can be found in Section 3 of the [Program Manual](#) and at [www.nyserda.ny.gov/empower-income](http://www.nyserda.ny.gov/empower-income).

- For EmPower+ Tier 1 (Low-Income) households:
  - \$2,000 for the purchase of a new pellet stove
  - An additional \$500 if an existing wood stove, pellet stove, or insert (with firebox) is recycled
- For EmPower+ Tier 3 (Moderate-Income) households:
  - 100% of the cost of a qualifying pellet stove capped at \$1,000
  - An additional \$500 if an existing wood stove, pellet stove, or insert (with firebox) is recycled

### Financing

Pellet stoves can be financed to assist eligible EmPower+ households with the remainder of the project cost. NYSEDA offers two loan options, through EFS/Slipstream, to assist eligible residents, the On-Bill Recovery Loan or the Smart Energy Loan.

To apply for financing, residents should work with their Participating Contractor. The following sites provide guidance on the application process:

- <https://www.nyserda.ny.gov/All-Programs/Programs/Residential-Financing-Options>
- [Energy Finance Solutions](#)

## Contractor Requirements

- Access to incentives and financing are reserved for participating EmPower+ contractors only.
- The pellet stove must be installed by a Participating Contractor or their sub-contractor meeting the certification requirements outlined in section 5.2 of the [Program Manual](#).

## General Project Requirements

- Pellet Stoves must have a particulate matter output of 2.0 grams per hour (PM 2.0 g/h) or less, an actual measured efficiency of 70% efficient or greater, and be compliant with Step 2 of the EPA's New Source Performance Standards. Please see the [US EPA Certified Wood Stoves](#) list for eligible equipment.
- All components installed as part of an approved pellet stove system must be new. The use of used or refurbished equipment is not permitted under program rules.
- The Participating Contractor is responsible for determining that a building is structurally capable of supporting the addition of a pellet stove at the specified location inside the home. The installation of the pellet stove should not over stress the structure and/or increase the dead load beyond acceptable limits as described in all relevant national and New York State codes and standards.
- All pellet stove equipment and accessories shall be installed in a neat and professional manner according to manufacturers' specifications and instructions. Any manufacturer warranties for workmanship and/or materials that are compromised and/or voided as a result of work performed by Participating Contractor will become the responsibility of the Participating Contractor. Labeling equipment and related controls is encouraged to ensure proper maintenance and design specifications. As with all heating systems, it is important that installation of all equipment is performed to manufacturer specifications to allow for routine maintenance to be conducted by other heating technicians.
- Participating Contractors are required to make homeowners aware of the level of noise associated with their selected pellet stove and its associated parts.
- Battery backup systems are permitted for the purpose of resiliency when grid electric power is not available. Where available, battery backup systems for a specific brand or series of stoves are the recommended option.

## Permitting Requirements

- The Participating Contractor is responsible for ensuring that all approved pellet stoves, accessories, and installations comply with any and all manufacturers' installation requirements, applicable laws, regulations, codes, licensing, and permit requirements, including but not limited to, the New York State Building Code and the National Electric Code (NEC), and all applicable state, city, town, or local ordinances or permit requirements.

- All permits must clearly reference installation of the approved pellet stove equipment at the installation site. If permit(s) are not needed for installation, each Participating Contractor is encouraged to obtain a signed letter from the Town Code Officer or Authority Having Jurisdiction (AHJ) stating that no building permit is required. The permit, an AHJ or third-party inspection certificate should be maintained on file with the Participating Contractor and shared with NYSERDA prior to or as part of any Quality Assurance inspection.

### Venting Requirements

- Qualifying components and materials used in the installation of the venting or flue system must meet existing New York State Code and the National Fire Protection Association (NFPA 211) standards for solid fuel residential combustion units. Stove-specific venting systems and parts are allowable.
- Sealed combustion is the recommended installation design. Whenever possible the system should be installed with a combustion air intake that is connected directly to outside air. The only exception to this installation is when the distance to outside combustion air and the associated angles of venting to the exterior, would exceed manufacturer's recommendations. When a "skuttle" air intake is installed to bring in combustion air, this air intake must not be installed directly below the flue or on the windward side of the home, where during exceptionally cold days, the stove's emitted combustion byproducts from the flue/chimney, may be taken back into the fresh air of the household.

### Pellet Storage Requirements

- Wood pellets can produce high levels of dust and off-gas carbon monoxide (CO) during storage that present health and safety concerns. CO is a colorless, odorless gas that has health effects below the levels at which common CO detector alarms are triggered. Due to concerns regarding CO exposure and the absence of a documented effective ventilation strategy for pellet storage, all bulk pellet storage must be outside of the home (Figure 1).



This 4.5-ton outside residential bulk wood pellet storage bin has a ventilated soffit and two ports for pellet delivery

Photo courtesy of Vincent's Heating and Fuel Service LLC

- Bagged pellets must be kept dry to burn properly. Do not store pellet bags directly on concrete, as most concrete can wick large quantities of water (and even the smallest holes in bagged pellets can allow added moisture. Excess moisture can condense from air when pellets are in contact with cold concrete or the ground.

## Warranty

- All Participating Contractors must warranty their complete installation including parts and labor for one full year from the date the project is approved for payment by NYSERDA. The warranty must cover the full costs, including labor and repair or replacement of defective components or systems. The warranty includes venting, and where an existing vent system is used, it is up to the Participating Contractor to deem the existing venting system as passing for applicable use for one full year into the future. If the venting does not pass the quality assurance review, the Participating Contractor will be responsible for covering the cost and labor of any repairs or upgrades deemed necessary. The system as a whole as installed and approved by the Participating Contractor must be able to function for one full year from the approval of the installation.
- The Participating Contractor must share a copy of the manufacturer's warranty of the pellet stove with the customer. If the manufacturer needs to be notified to initiate the warranty, the Participating Contractor will be responsible for submitting verification of the installation and initiation of the warranty.
- If the installation includes a battery backup, the battery system must be covered by a full one-year warranty including labor and repair or replacement of the battery to the customer. If the manufacturer needs to be notified to initiate the warranty, the Participating Contractor will be responsible for submitting verification of the installation and initiation of the warranty.

## Recycling Requirements

For projects retiring an old heating unit, proof that the retired unit was properly recycled is required. The Participating Contractor must recycle the old unit at a regional recycling center. The Participating Contractor is responsible for ensuring that destructive recycling of all materials is performed. The Participating Contractor must attach a receipt from the recycling centers that clearly states the following:

- Recycling center name
- Recycling center address
- Recycling date
- Name of customer

The recycling incentive for proper retirement of the old heating unit will be paid directly to the Participating Contractor and must be passed on, in the full amount, to the customer. NYSERDA reserves the right to follow-up with the recycling

center/scrap yard to confirm the unit was properly destroyed. NYSERDA may request photos of a pre-existing installation at any time or as a part of Quality Assurance review for any project where recycling is required or applied. This proof would include:

- A photo of the old unit in working condition at the residence/business, noting the location of the stove/unit in the home
- A photo of the old unit at the recycling center/scrap yard, especially if proof of destructive recycling can be displayed
- A close-up photo of the name-plate photos that would aid in identifying the stove or its age in years.

### Project Submission Requirements

- Pellet Stove and Pellet Stove Recycling Fee measures will be modeled in the NY Home Energy Portal (NYHEP). The full equipment cost must be entered in NYHEP. The customer will be responsible for any amount not covered by the Program. The recycling incentive for proper retirement of the old heating unit will be paid directly to the Participating Contractor and must be passed on in the full amount to the customer as well.

For projects with NYSERDA financing:

- Prior to the start of work, Participating Contractor must provide a copy of the contract and Proforma to EFS/Slipstream.
- At project completion, a signed copy of the certificate of completion must be provided to EFS/Slipstream.

### Modeling in NYHEP

1. Navigate to *Workspace Submission | Usage & Fuel Information*

Applicant Information
Usage & Fuel Information
Existing Conditions
Partner Information
Other Information
Notes (0)
Documents (0)
Measures (11)
Overrides
Reports (0)

Indicate fuel type, usage and cost.

*Utility Information | \*\*Primary Heating Fuel Type*

- Select *Wood or Wood Pellets*

*Delivered Fuel Information | Delivered Fuel*

- Select *Wood or Wood Pellets*
- Enter *Delivered Fuel Supplier*
- *Price Per Unit* (fuel rate) will populate automatically based on NYSERDA fuel pricing

**\*\*Primary Heating Fuel Type**

(Click to Select)

(Click to Select)

Electric

Coal

Natural Gas

Oil

Propane

Kerosene

**Wood**

Wood Pellets

**Delivered Fuel Information**

**Delivered Fuel**

Wood Pellets

**Delivered Fuel Supplier**

ABC Pellet Supply

**Price Per Unit**

\$303.7500

2. Navigate to *Workspace Submission | Existing Conditions*

3. Indicate that the *Wood or Pellet Stove* is the primary heating system:

*HVAC – Primary Heating | \*\*Heating System Primary*

- Select *Wood or Pellet Stove*

**HVAC - Primary Heating**

**\*\*Heating System Status**

Safe to Operate

**\*\*Heating System Primary**

Wood or Pellet Stove

Applicant Information
Usage & Fuel Information
<b>Existing Conditions</b>
Partner Information
Other Information
Notes (0)
Documents (7)
Measures (13)
Overrides
Reports (0)
Application History

4. Navigate to *Workspace Submission | Measures*

Applicant Information
Usage & Fuel Information
Existing Conditions
Partner Information
Other Information
Notes (0)
Documents (0)
<b>Measures (11)</b>
Overrides
Reports (0)
Application History

5. On the menu bar click *Add Measures* and check the box for *Pellet Stove*

Workspace Submission - Measures - New

Process
 Save
 Close
 Enrollment Profile
 **Add Measures**
 Double Dip Report

Add Measures

<input type="checkbox"/>	No. to Add	Measure Code	Measure Name
<input type="checkbox"/>			pellet
<input checked="" type="checkbox"/>	1	PELSTV	Pellet Stove

Save

Close

6. Navigate to the *Pellet Stove (PELSTV)* measure and enter all required information, including whether the existing stove was recycled.

9	^	X	Pellet Stove (PELSTV)	Each	1	\$4,000.00	\$4,000.00	\$2,500.00	\$2,500.00
---	---	---	-----------------------	------	---	------------	------------	------------	------------

**Is this recommended for the assessment only (no incentives or loans)?:**

**\*\*Was existing stove recycled?:**

**\*\*Heating Device Type Being Replaced:**

**\*\*Manufacturer:**

**\*\*Model:**

**\*\*AFUE:**

**Capacity BTU/h:**

**\*\*Cost:**

**Dollar Savings:** \$296.39

**Lifetime Savings:** \$5927.73



**Alternate Funding:** ☐ Utility ☐ WAP ☐ 3rd Party

**Estimated Customer Contribution:** \$2000.00

**\*\*Will the Customer Contribution be overridden?:**




7. Navigate to the *Notes* tab to enter information related to the Pellet Stove install that needs to be communicated to Program
  - On the menu bar click *New Note*

**Workscope Submission Workflow Step - Notes**

 **New Note**  **Close**

**Workflow Step Note**

**Create New - Note**

 **Save**  **Delete**  **Close**

**Note Date**  **Note Time**

**Notes**  
Enter any information that would assist with the review of project.

**Who can view this note?**

☐ Users with access to this enrollment

☒ Users with access to this workflow step

☐ This is an Interaction

Applicant Information
Usage & Fuel Information
Existing Conditions
Partner Information
Other Information
<b>Notes (0)</b>
Documents (0)
Measures (11)
Overrides
Reports (0)
Application History



## Revision History

July 2025 – Under **Eligible Project Requirements**, removed wording that residence must be served by a non-municipal electric utility and pay into the Systems Benefit Charge (SBC).

Under **Contract Requirements**, removed wording on the NY Residential Existing Homes Program Contractor Participation Agreement and referenced section 5.2 of the Program Manual instead.