



**NYSERDA**

# Q & A

Sessions 4-6

March 17, 2022

Participating Contractors



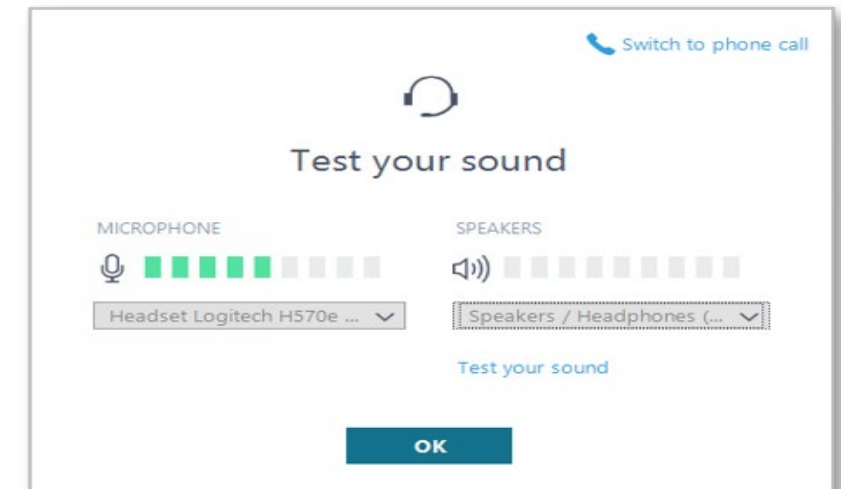
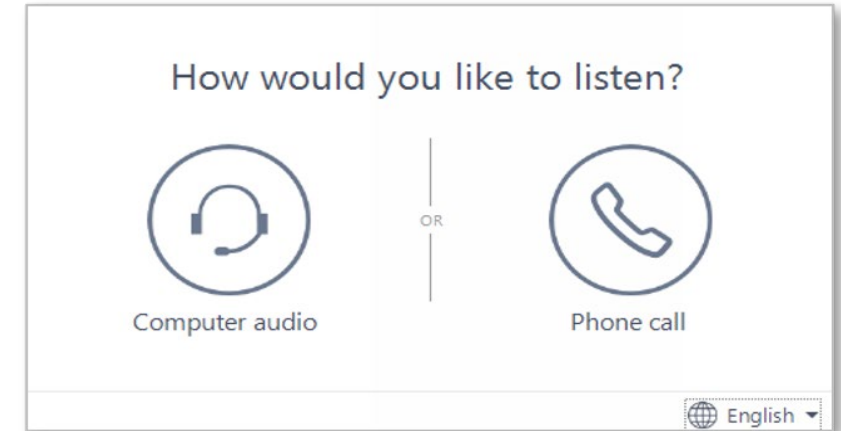
# Audio Connection

To connect to audio:

1. Click the Computer audio icon to use this setting.

To test your microphone, select the desired device from the drop down and look for the green bars. To test your sound, select the desired speaker, click "Test your sound". Click Ok.

2. If you prefer to use a telephone, click the Phone call icon and dial in via the telephone number provided.

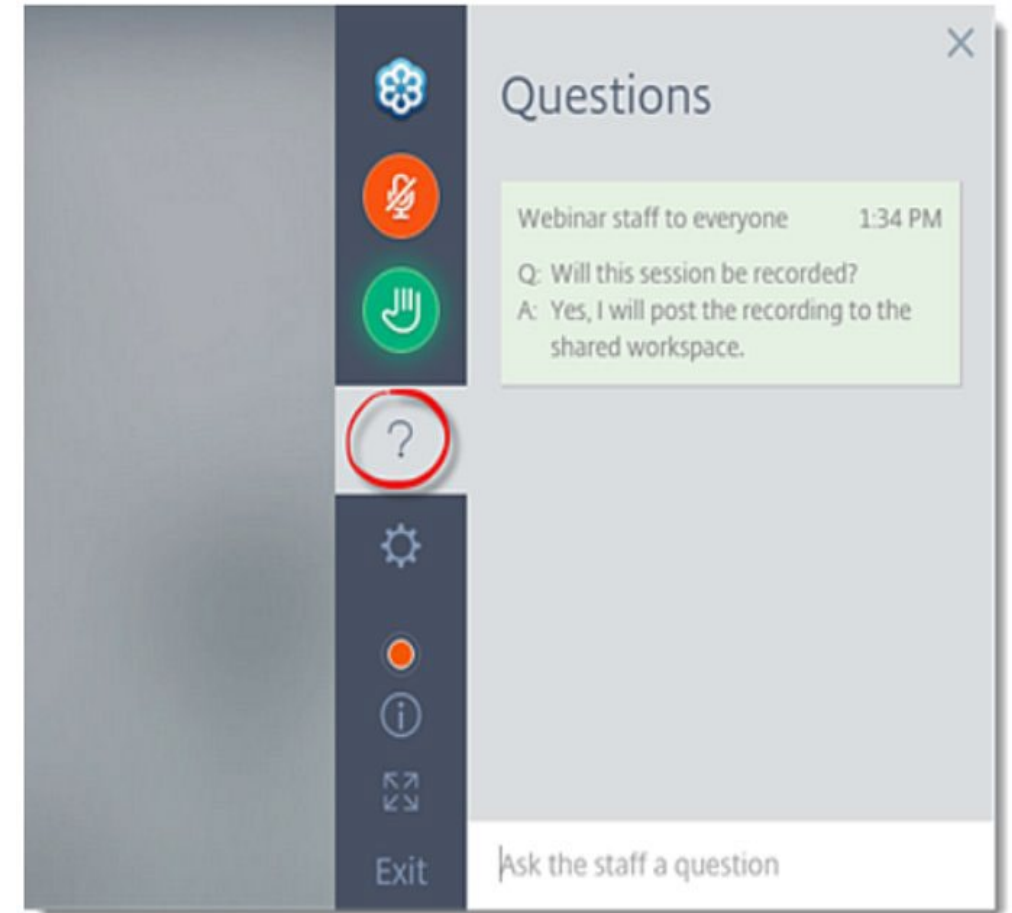


# Questions

## To ask a question:

1. Click the ? Icon in the toolbar.
2. Enter your question in the text field at the bottom, then press Enter on your keyboard.

When your question is answered, it will appear in the Questions pane. You will also see the Question icon display an indicator that there is an unread message waiting for you.



# Training Schedule

1	<b>Introduction &amp; Overview</b> FEB-22   3:00 PM – 4:30 PM	<input checked="" type="checkbox"/>
2	<b>Combined Residential Application Process</b> FEB-24   3:00 PM – 4:00 PM	<input checked="" type="checkbox"/>
3	<b>Audit &amp; Direct Install</b> MAR-01   3:00 PM – 4:30 PM	<input checked="" type="checkbox"/>
4	<b>Eligible Measures List &amp; EmPCalc</b> MAR-08   3:00 PM – 4:30 PM	<input checked="" type="checkbox"/>
5	<b>Workscope Submission</b> MAR-10   3:00 PM – 4:30 PM	<input checked="" type="checkbox"/>
6	<b>Final Project Submission &amp; Payout</b> MAR-15   3:00 PM – 4:30 PM	<input checked="" type="checkbox"/>

Q&A Sessions and Office Hours will be held to support the associated trainings:

## Q & A Sessions

~~MAR-04 8:30 AM – 9:30AM | Follow up to Trainings 1-3~~  
~~MAR-17 3:00 PM – 4:00PM | Follow up to Trainings 4-6~~  
~~MAR-24 3:00 PM – 4:00PM | Follow up to Trainings 1-6~~

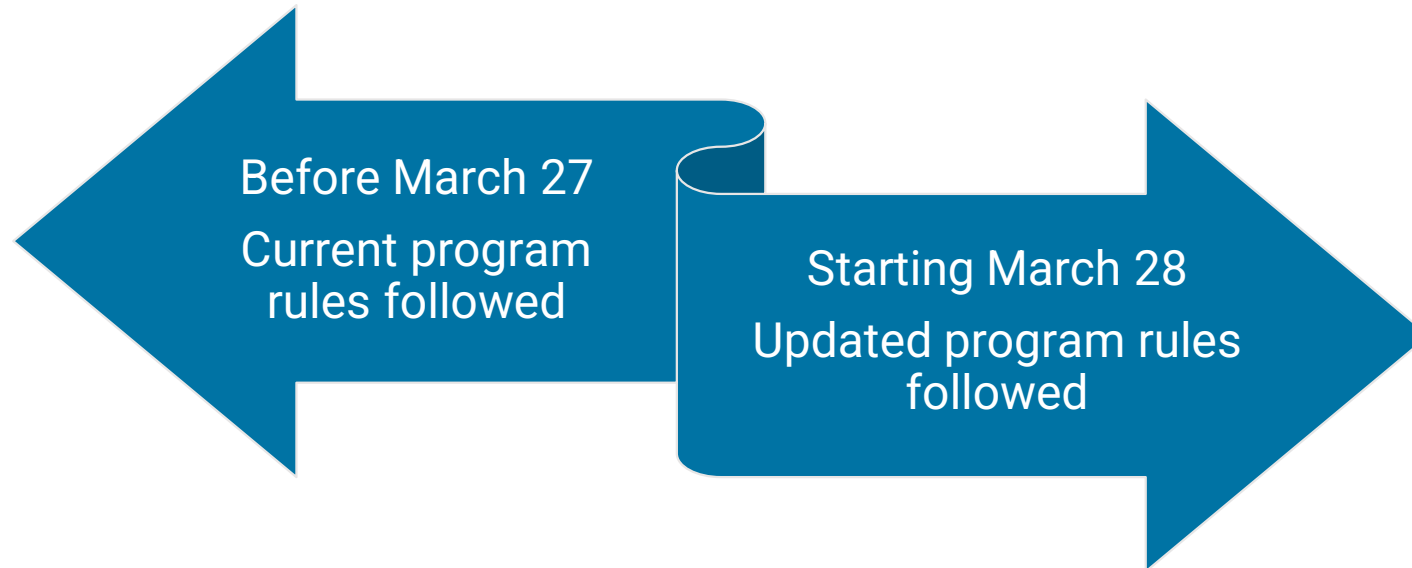
## Office Hours Sessions

Session 1: APR-01 8:30 AM – 9:30AM  
Session 2: APR-15 3:00 PM – 4:00PM  
Session 3: APR-22 9:00 AM – 10:00AM

# Training Schedule & Start Date

Combined Residential Application submission date determines how program rules are applied.

- Online (Submit button successfully clicked)
- Paper (Postmark on envelope)



# Session 4: Eligible Measures & EmPCalc

## **When will the updated version of EmPCalc be released?**

The updated version of EmPCalc will be released prior to the launch of Program updates on 3/28. The beta version can be found on the [Contractor Support](#) website.

## **If a measure is Prequalified, is the incentive still determined by the project level cost effectiveness?**

No additional project level cost effectiveness review is required on projects containing only “Prequalified” measures. If a project includes one or more “Standard” measures, the project is subject to project level cost effectiveness review.

## **Will there be a sign off document required if a customer declines a Direct Install measure?**

There will not be a sign-off document. Please provide notes in the NY HP Portal project if a direct install measure that could be installed is refused.

## **On a natural gas furnace or water heater replacement, can the customer receive both the NYSERDA incentive and the utility rebate?**

Program incentives may be combined with other incentives and rebates but cannot exceed the measure’s cost.

# Session 5: Workscope Submission

## **Will there be any situation where the combustion appliance form is required?**

It is now an optional form and will not be required.

## **On March 28<sup>th</sup>, do we use only the new EmPCalc going forward? If the application is dated prior, I can use new EmPCalc, correct?**

Starting on March 28<sup>th</sup>, applications that were submitted prior to the 28<sup>th</sup> can utilize either the pre-existing modeling tools or the new EmPCalc. For applications submitted on the 28<sup>th</sup> or forward, the new EmPCalc (version 8) will be the only available option. Note that all projects using EmPCalc v8 will be reviewed using the new Program updates as well.

## **When will the updated Contractor Resource Manual be available?**

We are working to get the relevant portions completed by the launch of the Program. Changes and updates after launch will be included in Program Announcements when they are available.

## **If we are installing an ASHP which covers 90-120% of the building heating load, can we leave the existing furnace in place to use as an air handler?**

It is not a requirement to remove the existing heating system, but the Program encourages it. Make sure the controls are set so the ASHP is operating as much as possible. The Program will not incentivize dual fuel systems.

# Session 6: Final Submission & Payout

## **When Program changes go into effect, which version of EmPCalc will we be using?**

After program changes, the new EmPCalc version will be version 8. Any potential EmPCalc updates that start with 6 (i.e., EmPCalc 6.8), are not coordinated with the new Program changes.

## **Does the combustion section need to be filled out for the audit and the test out?**

Yes, if a project is completed, the combustion section will need to be filled out at both audit and test out. If the project is audit only, it will only need to be completed for the audit.

## **How long will the Program allow the old rules with applications submitted prior to March 28<sup>th</sup>?**

There is no end date set at this time. The hope is that projects will be completed in a timely manner. An official end date will be set if needed.