

# **NYSERDA**

## **EmPower/AHP Program Update**

**January 7, 2021**



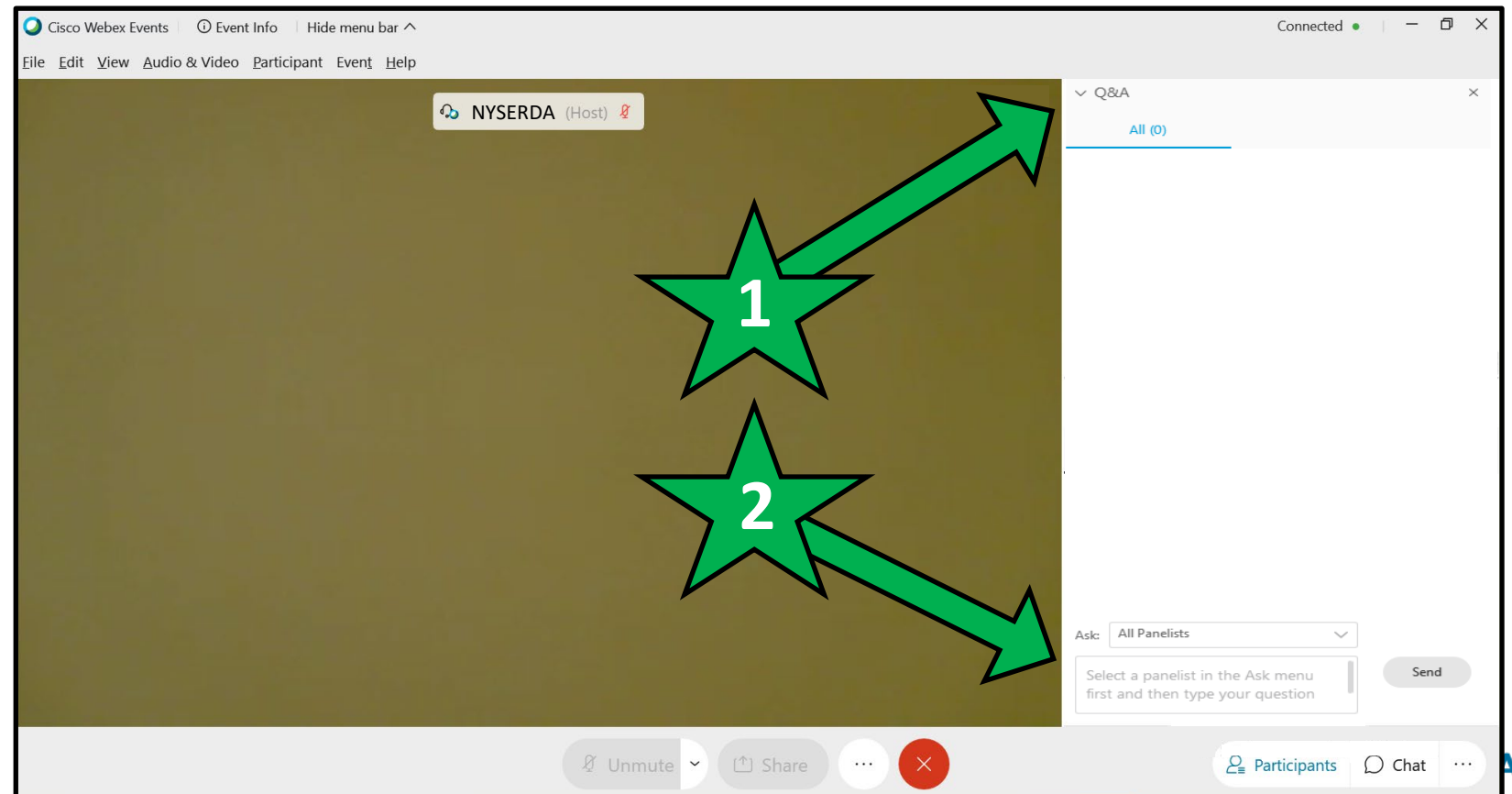
**NYSERDA**

# Q&A - Using Text

1. Locate the Q&A function in the upper right portion of your webinar panel.

Click on the small arrow to the left of “Q&A” to expand the text field.

2. Type your question into the text field and click “send.”



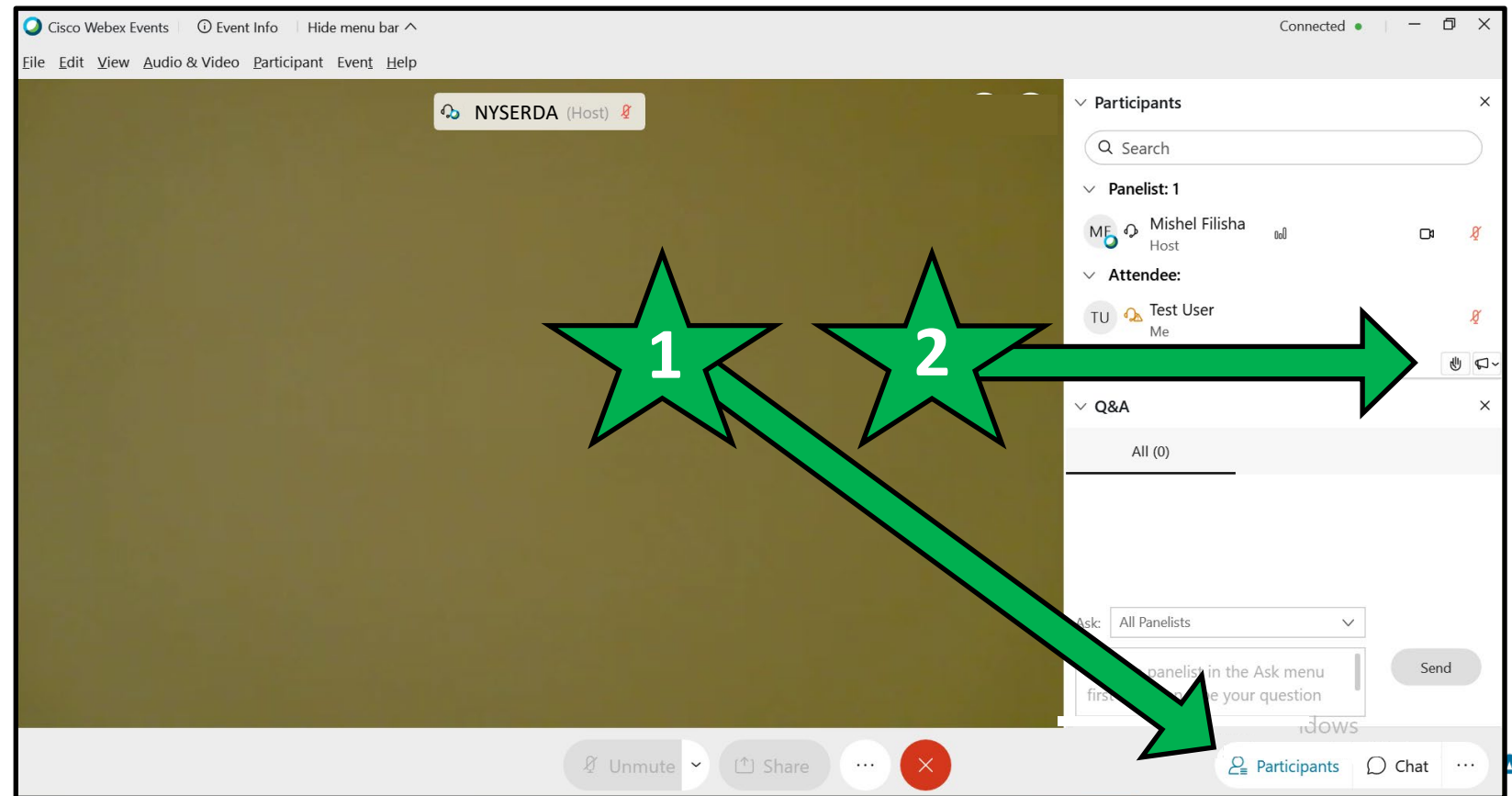
# Q&A - Using “Raise Hand” and Microphone/Phone

1. Open your participant panel using the oval icon near the bottom of your screen.
2. Locate the “raise hand” icon just below and to the right of your name in the participant panel.

Click on the raise hand icon to let us know you have a question.

When the Tech Assistant indicates you are unmuted, you can ask your question verbally through your computer mic or phone.

When you are finished talking, please click on the hand icon again to indicate you are no longer raising your hand.



# Agenda

- Change of Proof- No Income Requirement
- EmPCalc Demo

# No Income Requirement- Change to Proof

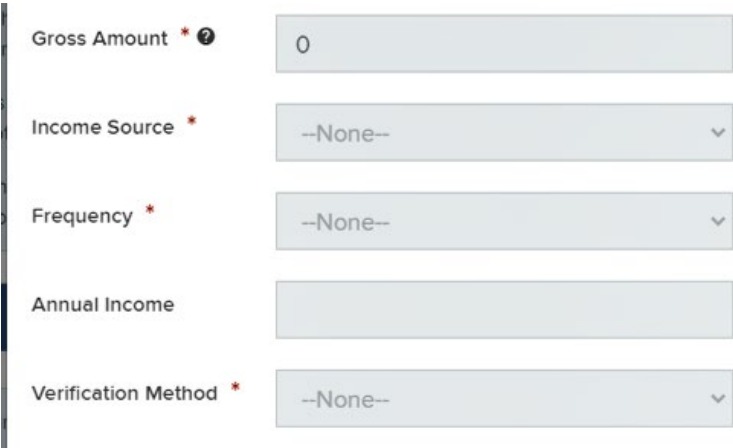
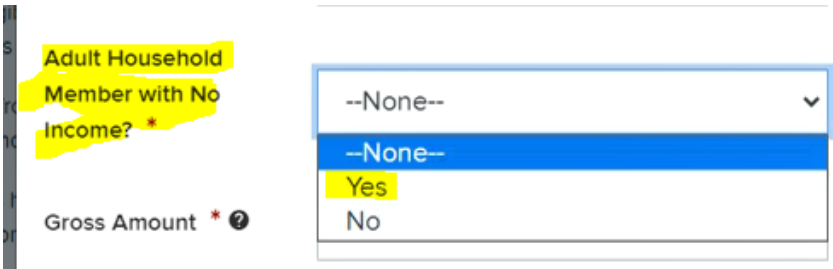
# Change to Proof of No Income Requirement

When completing the income chart for eligibility screening on page 4 of the application please enter all adult household members. For those who do not have documentable income, complete the following steps:

1. Select the + sign “Add Household Member” button to add each household adult.

 ADD HOUSEHOLD MEMBER

2. Choose “Yes” when asking if the household member is an “Adult Household Member with No Income” in the Add Household Member popup window. This will default the gross income amount to zero and deactivate the rest of the income fields.



# Change to Proof of No Income Requirement

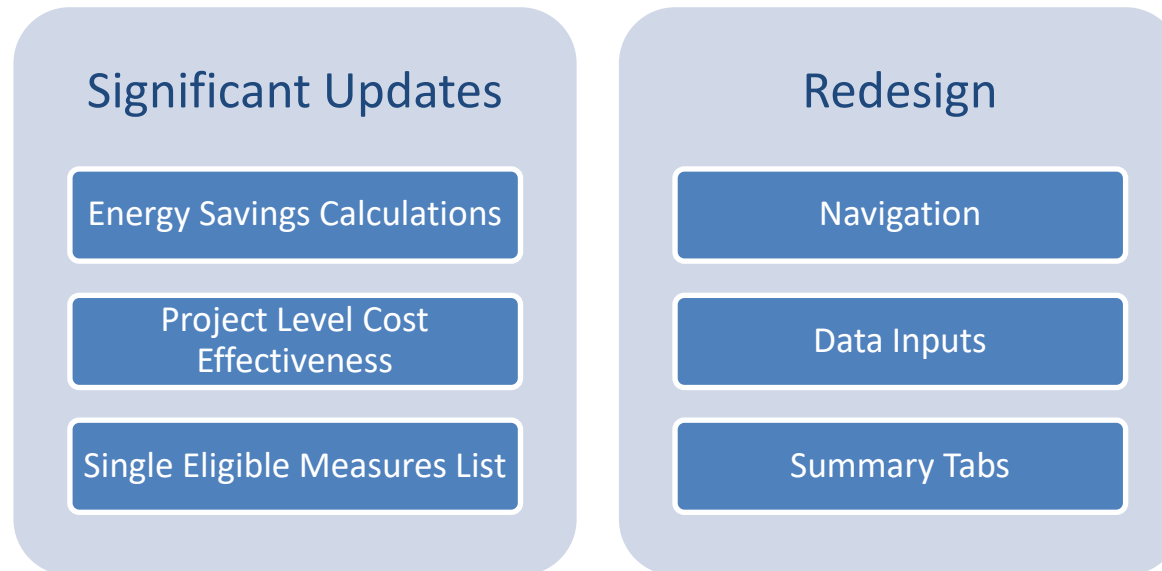
If all members of the household have no documentable income, add each adult household member and choose “Yes” when asked if the household member is an “Adult Household Member with No Income” in the Add Household Member popup window. The program will place your submitted application on HOLD and request that the household apply for the [Home Energy Assistance Program \(HEAP\)](#). The program will accept a HEAP approval as proof of income for low-income services and a HEAP denial as proof of income for moderate-income services.

# EmPCalc Demonstration

# EmPCalc: Impacts of Upcoming Program Changes

The upcoming changes to the EmPower NY and Assisted Home Performance with ENERGY STAR (AHP) Programs required significant updates to EmPCalc and created an opportunity for a redesign of the tool.

The goal is for the tool to better meet Program needs and make participant use easier.



# EmPCalc: Significant Updates

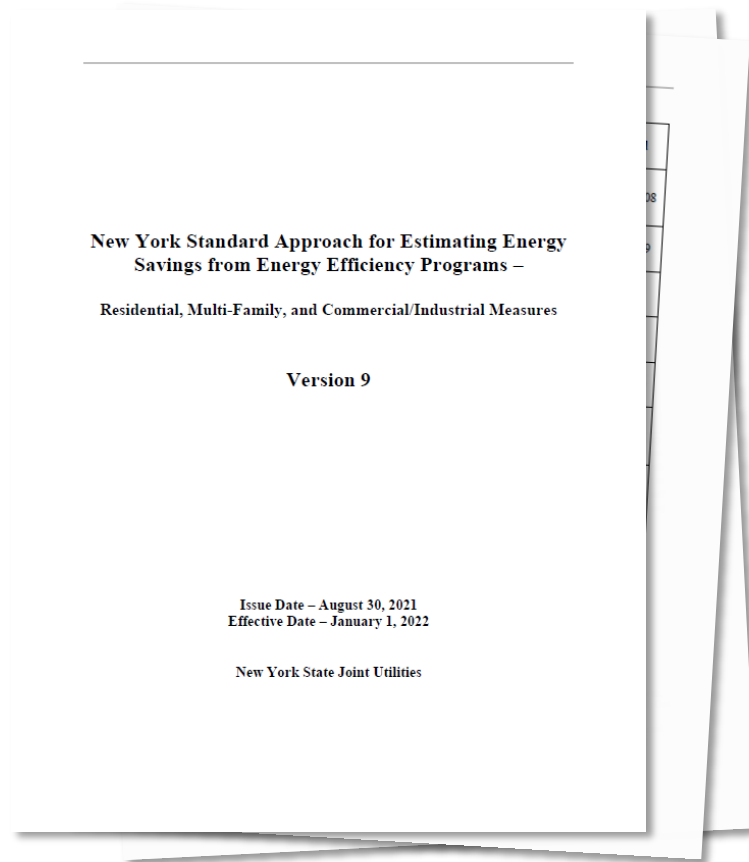
## Energy Savings Calculations

Program baseline and savings calculations need to conform to the *New York Standard Approach for Estimating Energy Savings from Energy Efficiency Programs - Residential, Multi-Family, and Commercial/Industrial*, known as the [Technical Resource Manual \(TRM\)](#).

*The TRM provides a standardized, fair, and transparent approach for measuring program energy savings across New York State's energy efficiency programs. To do so, the TRM provides standardized energy savings calculations and assumptions at the measure level for estimating energy and demand savings.*

The TRM is updated periodically by the TRM Management Committee that includes representatives from the Department of Public Service, each of New York's major electric and gas utilities, LIPA, and NYSERDA.

Updates to the TRM will be incorporated into future EmPCalc versions.



# EmPCalc: Significant Updates

## **Project Level Cost Effectiveness**

EmPower will move away from measure level cost effectiveness to a project level cost effectiveness where the total cost of the project will be evaluated against the total savings of all measures. Individual measure SIRs will no longer appear at the measure inputs. However, measure SIRs will be available on select summary tabs to provide customers with additional information should they want to prioritize workscopes.


## **Single Eligible Measures List**

With the alignment of the eligible measures in EmPower and AHP, some measures were discontinued, others scaled back, and some new measures added.

# EmPCalc: Redesign Example

## Navigation

1. Added navigation bar to the top of each page (still can use tabs at bottom of page)
2. Eliminated measure specific tabs, grouped measures by energy efficiency
3. Expand/Collapse to show/hide measures


**NEW YORK**  
STATE OF  
OPPORTUNITY.

**NYSERDA**

**EmPCalc**

123456  
Cassidy Jones  
Tier 1: < 60% State Median Income

1

Summary

Project Information

Pilots

Direct Install

Audit Report

Energy Efficiency Upgrades

Pre-Install Measure Report

2

Non-Energy Upgrades

Post-Install Measure Report

3

-

Standard LED

☒ Targeted Measure

Total Lamps Installed

Standard LEDs

1

\$ Savings

\$ 5.59

Savings kWh

54

\$ Tier 1 Cost

\$ 11.00

\$ Cost Override

+

Candelabra LED

☐ Targeted Measure

+

Refrigerators

☒ Targeted Measure

+


Freezers

☐ Targeted Measure

# EmPCalc: Redesign

## Navigation

4. Color indicators for fields missing a necessary input
5. Cleaner, more efficient data entry
6. Easier identification of targeted measures

<div>  <div> <b>NYSERDA</b> </div> <div> <b>EmPCalc</b> </div> <div> 123456  Cassidy Jones  Tier 1: &lt; 60% State Median Income </div> </div>									
Summary		Project Information		Direct Install		Energy Efficiency Upgrades		Non-Energy Upgrades	
		Pilots		Audit Report		Pre-Install Measure Report		Post-Install Measure Report	
Standard LED <input checked="" type="checkbox"/> Targeted Measure									
Total Lamps Installed									
Standard LEDs		1							
\$ Savings		\$ 5.59							
Savings kWh		54							
\$ Tier 1 Cost		\$ 11.00		\$ Cost Override					
Candelabra LED <input type="checkbox"/> Targeted Measure									
Refrigerators <input checked="" type="checkbox"/> Targeted Measure									
Freezers <input type="checkbox"/> Targeted Measure									

# EmPCalc: Redesign

## Data Inputs

### Project Information

- *Details on Program, Company, Customer, Project, Utility, Dwelling Type and Existing Insulation, Water Heater and Heating/Cooling Systems*

### Direct Install\*

- *Inputs/Links for Direct Install measures*

### Energy Efficiency Upgrades

- *Inputs/Links for energy saving measures*

### Non-Energy Upgrades

- *Inputs for health & safety and qualified accessory measures*

### Pilots\*

- *Inputs for associated Pilot programs (i.e., Healthy Homes)*

\* Under development or not fully functional

## Summary Tabs

### Summary\*

- List of targeted measures, energy and dollar savings, user inputs for utility and third-party grants, project level cost effectiveness calculation and determination

### Audit Report

- Customizable and printable customer facing audit report (Unchanged from previous EmPCalc version)

### Pre-Install Measure Report\*

- Customer facing project summary to obtain a customer's acceptance of the workscope

### Post-Install Measure Report\*

- Customer facing project summary to obtain a customer's signoff of the completed workscope (i.e., Certificate of Completion)

EmPCalc

## Live Demonstration

# EmPCalc: Upcoming Milestones

## Approximate Dates of EmPCalc Milestones

- January 7: *Pre-release of beta version for contractor feedback*
- January 7-21: *Contractor feedback*
- Week of February 7: *Revision 1 (incorporating Contractor feedback)*
- Week of February 14: *Revision 2 (additional updates and bug fixes)*
- Week of February 28: *Revision 3 (final revision prior to full release)*

## EmPCalc: Feedback

A beta version of EmPCalc is available for download on the [EmPCalc page](#) of the [Contractor Support website](#). We encourage you to download it and provide feedback to [tech.updates@clearesult.com](mailto:tech.updates@clearesult.com) through Friday, January 21<sup>st</sup> on the following aspects:

- User Inputs
- Layout
- Order of Operation
- Ability to provide measure or project notes for clarification

Some of features are still in development and we would like to hear what information would be most helpful when preparing a project for submission.

- Summary
- Pre/Post Install Measure Reports

# Reminder

Contractor Recognition emails are due Wednesday January 12th



# Thank you

- > Scott Oliver
  - [Scott.Oliver@nyserda.ny.gov](mailto:Scott.Oliver@nyserda.ny.gov)
- > David Friello
  - [David.Friello@nyserda.ny.gov](mailto:David.Friello@nyserda.ny.gov)
- > Matthew Houle
  - [Matthew.Houle@nyserda.ny.gov](mailto:Matthew.Houle@nyserda.ny.gov)
- > Erik Gilbert
  - [Erik.Gilbert@nyserda.ny.gov](mailto:Erik.Gilbert@nyserda.ny.gov)